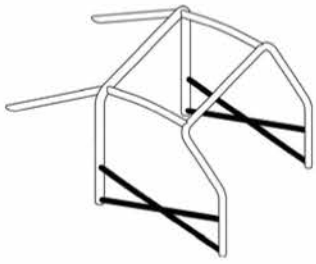
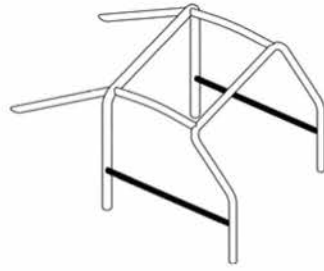


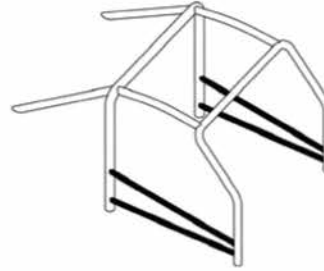
ROLL CAGES CHARACTERISTICS AND TYPOLOGIES



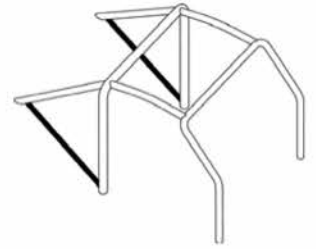
A1
Cross door reinforcements
dwg. 253-9



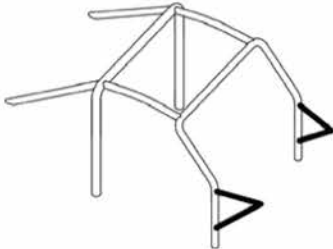
A2
Single door reinforcements
dwg. 253-8



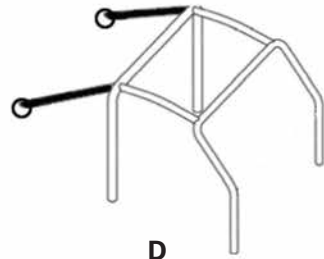
A3
Double door reinforcements
dwg. 253-11



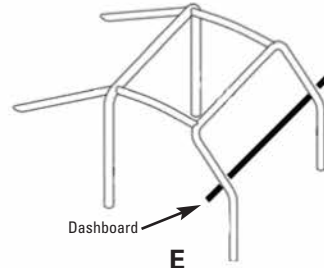
B
Extended door bars
dwg. 253-17



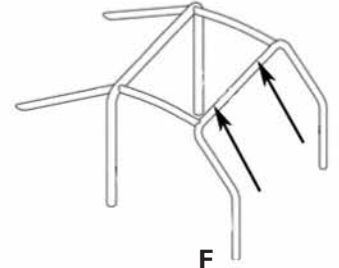
C
Front turret attachment
dwg. 253-25



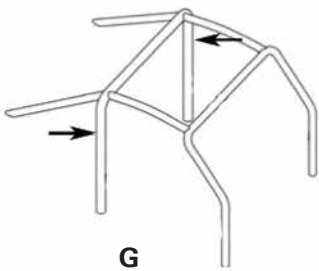
D
Rear turret attachment



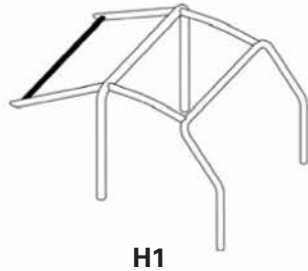
Dashboard
E
Penetrates dashboard



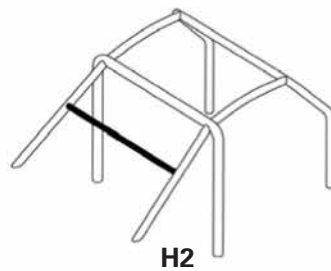
F
Roof attachment (front)



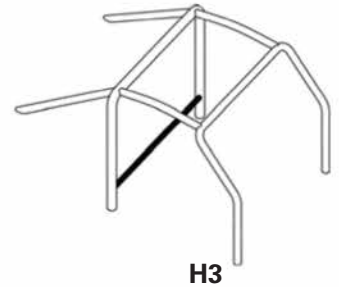
G
Rear attachment points at B pillar



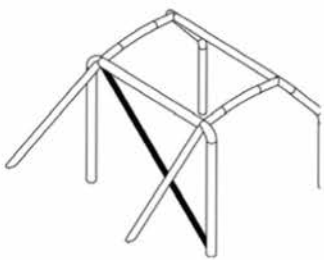
H1
Wrap around harness attachment bar
dwg. 253-18



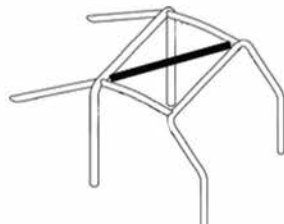
H2
Wrap around harness attachment bar
dwg. 253-28



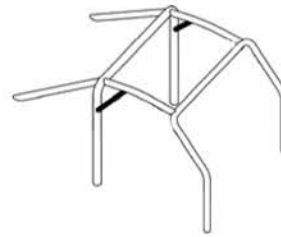
H3
Wrap around harness attachment bar
dwg. 253-30



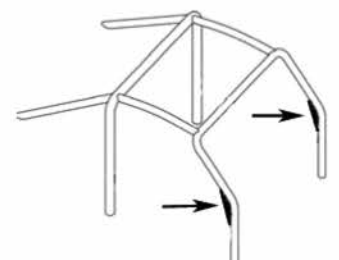
I
Diagonal on main hoop
dwg. 253-5



J
Roof diagonal



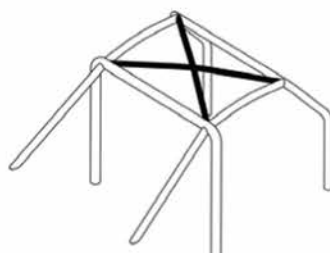
K
Rear hoop reinforcements
dwg. 253-31



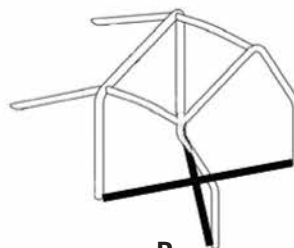
L
Reinforcement gussets on front hoop



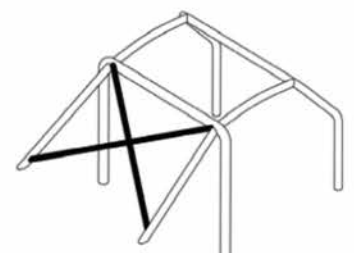
N
X brace in main hoop
dwg. 253-7



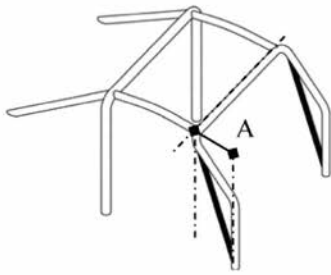
O
X brace on roof
dwg. 253-12



P
X brace on floor
dwg. 253-31

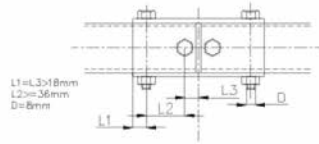


Q
X brace on back stays
dwg. 253-21



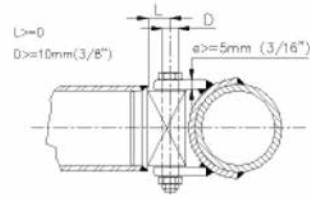
R

Reinforcement between main hoop and floor attachment point of front hoop
dwg. 253-15



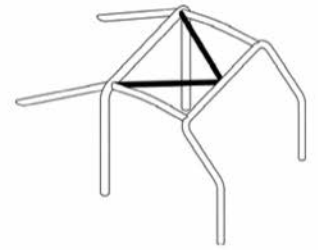
S

Sleeve connecting tubes
dwg. 253-41



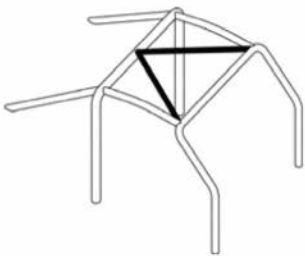
T

Fork/gudgeon pin connection between front and rear hoop
dwg. 253-40



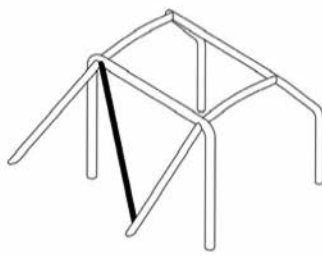
V1

V on roof



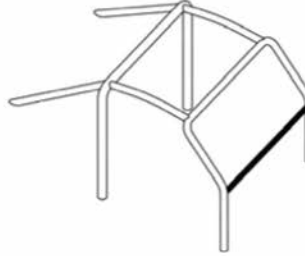
V2

V on roof



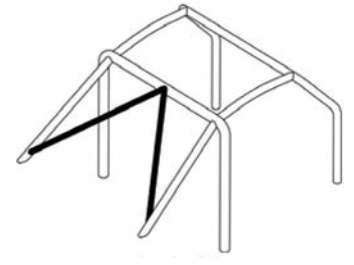
X

X diagonal on rear arm
dwg. 253-20



Z

Dashboard crossbar
dwg. 253-29



U

U on rear arm
dwg. 253-22

Fixing point typology:

b = bolt in;

w = weld in;

MP-b = multipoints bolt-in;

MP-w = multipoints weld-in;

MP-w-w = not ass.

Omologazioni:

- FIA-ALL J Complies with FIA norms: Appendix "J" Art. 253

- ONS Homologated by ONS ASN

- RAC Homologated by RAC ASN

Attention:

- All roll cages are made for models without a sunroof except where indicated.

- **All the rollcages model type 100 - 105 - 105P, that are complying to the FIA Appendix J, can also be requested in the RACING START configuration**

Some AA/104 Roll Cages have removable diagonal rear/arms.

**Remarks only for rollbar AB/105P/225:

- After mounting the rollcage you can not reinstall the original hardtop.

***Remarks right for roll cages AB/105/218ASH and AB/105/218AH:

- The AS version has cross door bars ("X") and the reinforcements continues down to the floor joining the rear section.

- The A version has a simple door bar, but still the reinforcement continues down to the floor joining the rear section.

- The AS version has cross between the rear brace, while A version has just a diagonal tube.

- The AS version has a little transverse reinforcement tube between the main hoop and lateral hoop, while A version doesn't have it.

- Main hoop is identical in both version and both cages go through the dashboard.